


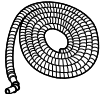



# Connecting the Humidifying Hose


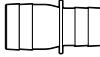

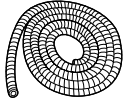
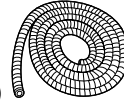
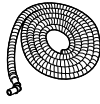

Either one of the following sets (optional accessories) is required when connecting humidifying hoses. Prepare the 10 or 15m set according to the conditions of the site.

## <Optional accessories>

KPMH996A10S (10m set)

A Joint (φ25)	B Binding band	Humidifying hose		E Installation manual
		C 8m (With cuff) (I.D. 25mm O.D. 35mm)	D 2m (With cuff) (I.D. 25mm O.D. 35mm)	
				
1	2	1	1	1

KPMH996A15S (15m set)

F Joint (φ30)	G Reducing joint (φ30→φ25)	B Binding band	Humidifying hose			E Installation manual
			H 7.5m (I.D. 30mm O.D. 46mm)	J 3.5m (I.D. 30mm O.D. 46mm)	D 2m (With cuff) (I.D. 25mm O.D. 35mm)	
						
1	2	6	1	1	2	1